

Pastor Views on Prison Ministry

Survey of Protestant Pastors

Methodology

- ❑ The phone survey of Protestant pastors was conducted March 9 - 24, 2016
- ❑ The calling list was a stratified random sample, drawn from a list of all Protestant churches. Quotas were used for church size and Black Protestant denominations.
- ❑ Each interview was conducted with the senior pastor, minister or priest of the church called
- ❑ Responses were weighted by region to more accurately reflect the population
- ❑ The completed sample is 1,000 surveys
- ❑ The sample provides 95% confidence that the sampling error does not exceed $\pm 3.2\%$
- ❑ Margins of error are higher in sub-groups

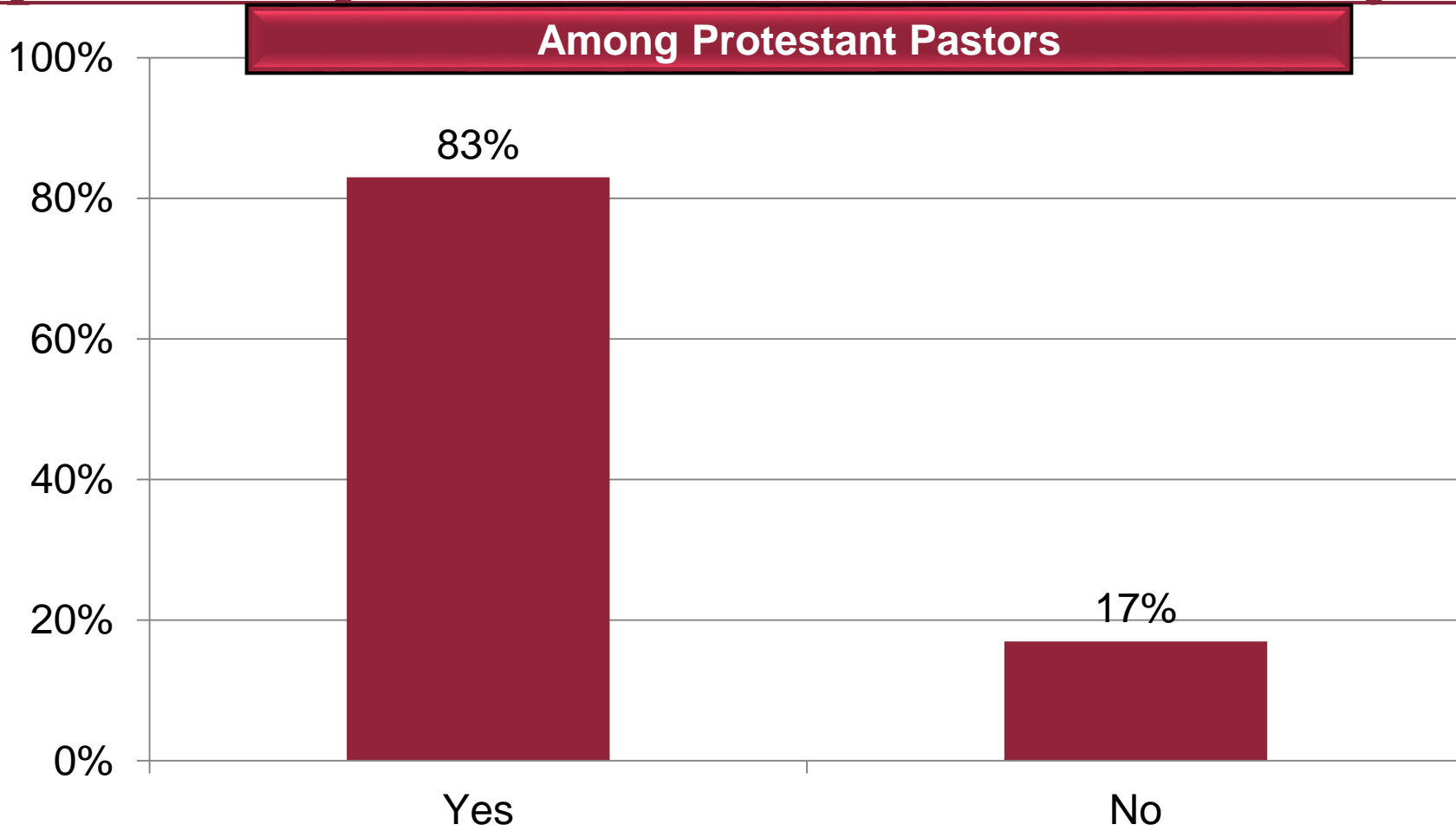
Methodology (continued)

The study was sponsored by:

- ❑ Institute for Prison Ministries, Billy Graham Center for Evangelism, Wheaton College
- ❑ Correctional Ministries and Chaplains Association
- ❑ Assemblies of God
- ❑ Crossroad Bible Institute

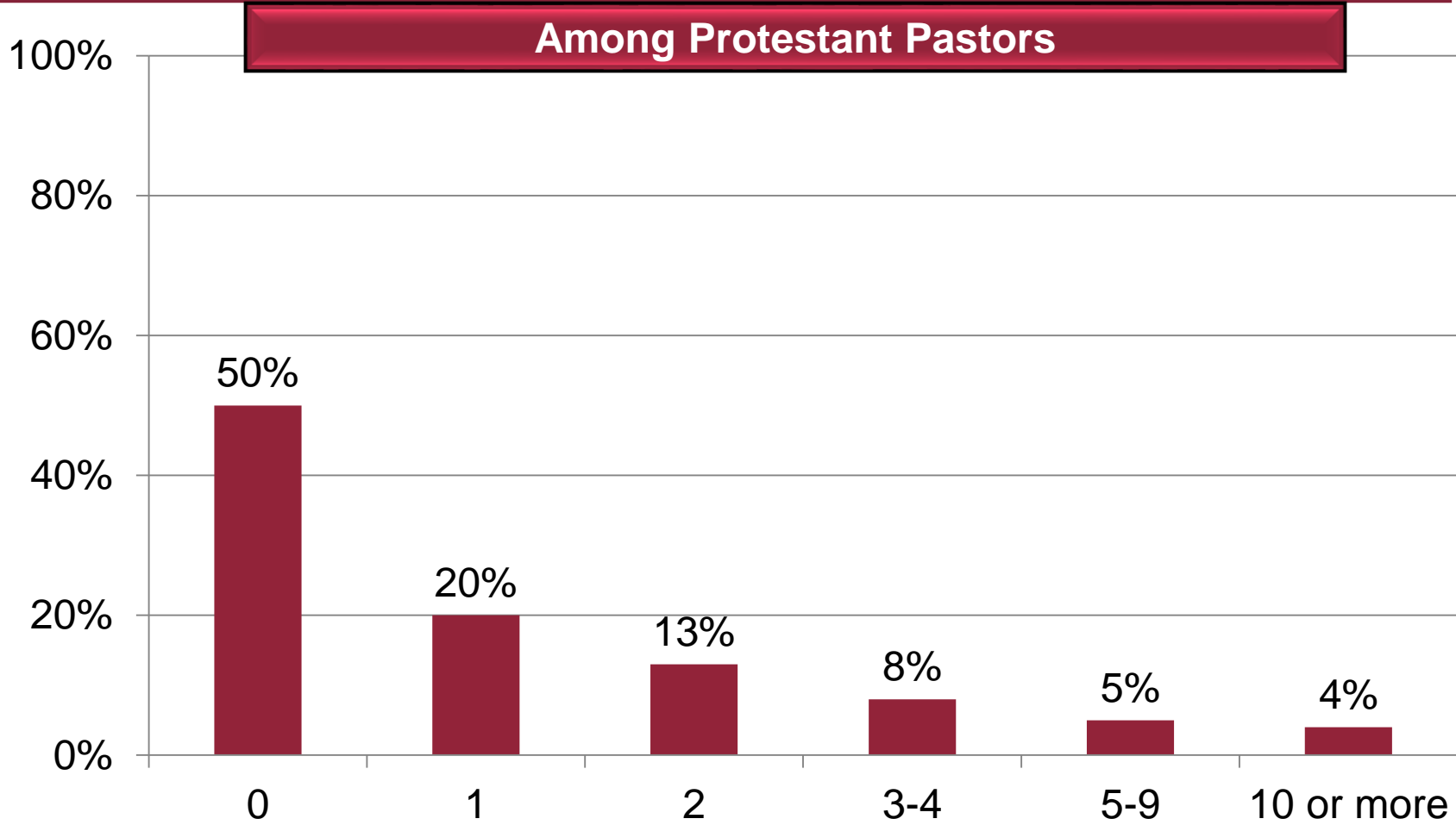
Survey Responses

8 out of 10 pastors say they have personally visited a correctional facility

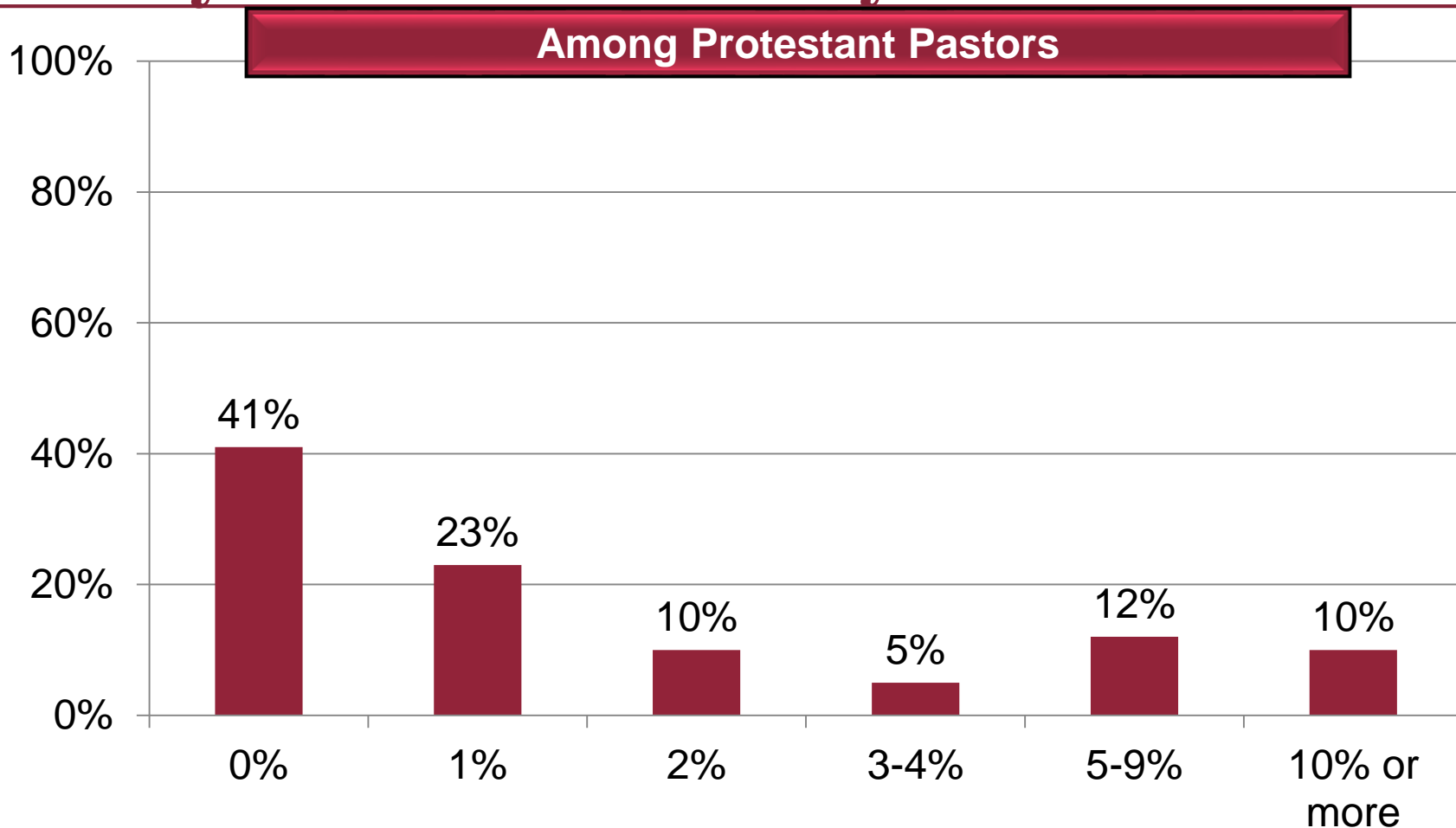


Q2: "Have you personally ever visited a correctional facility?"

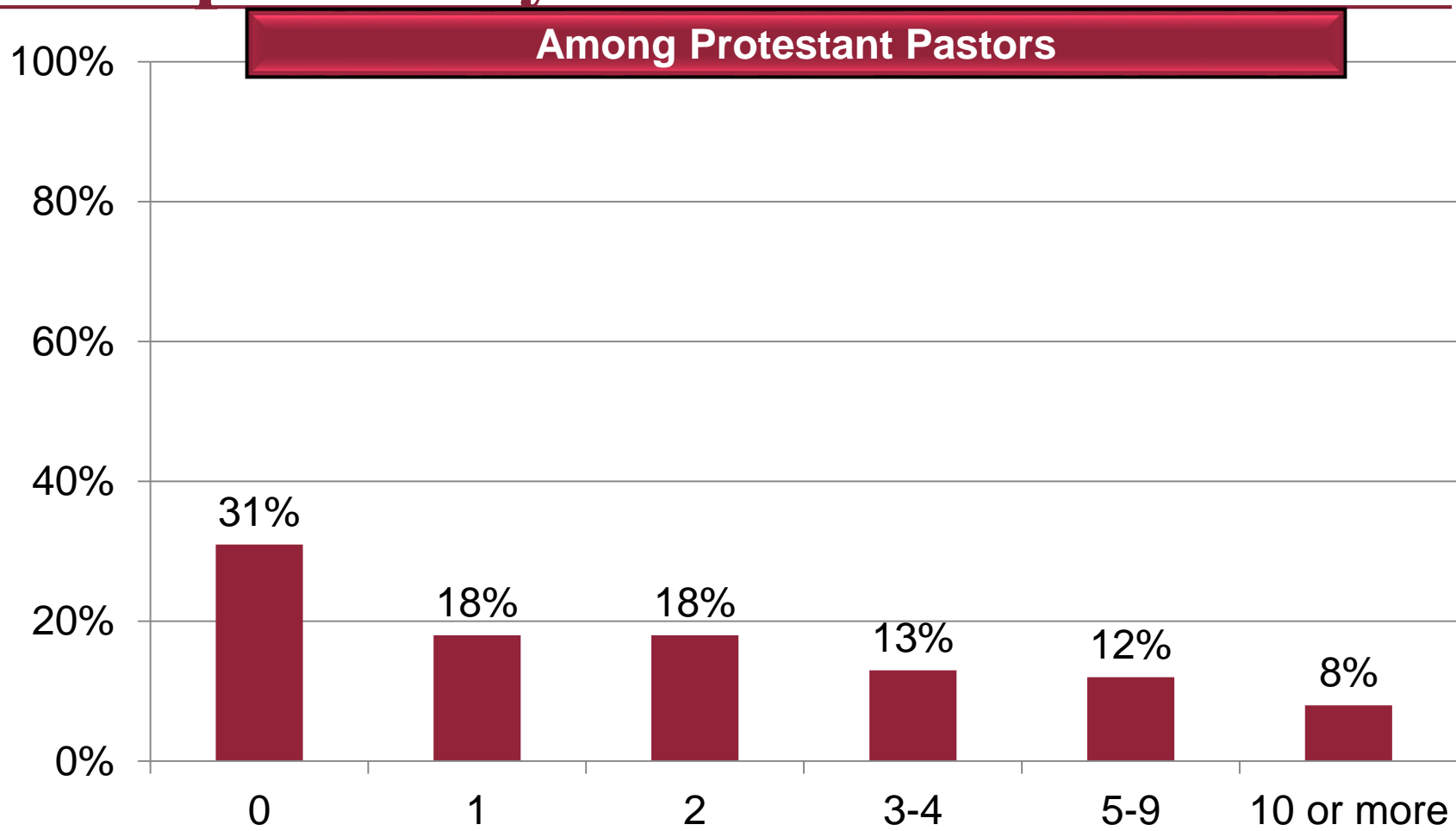
Half of pastors say 1 or more church attendees have been sent to a correctional facility in the past 3 years



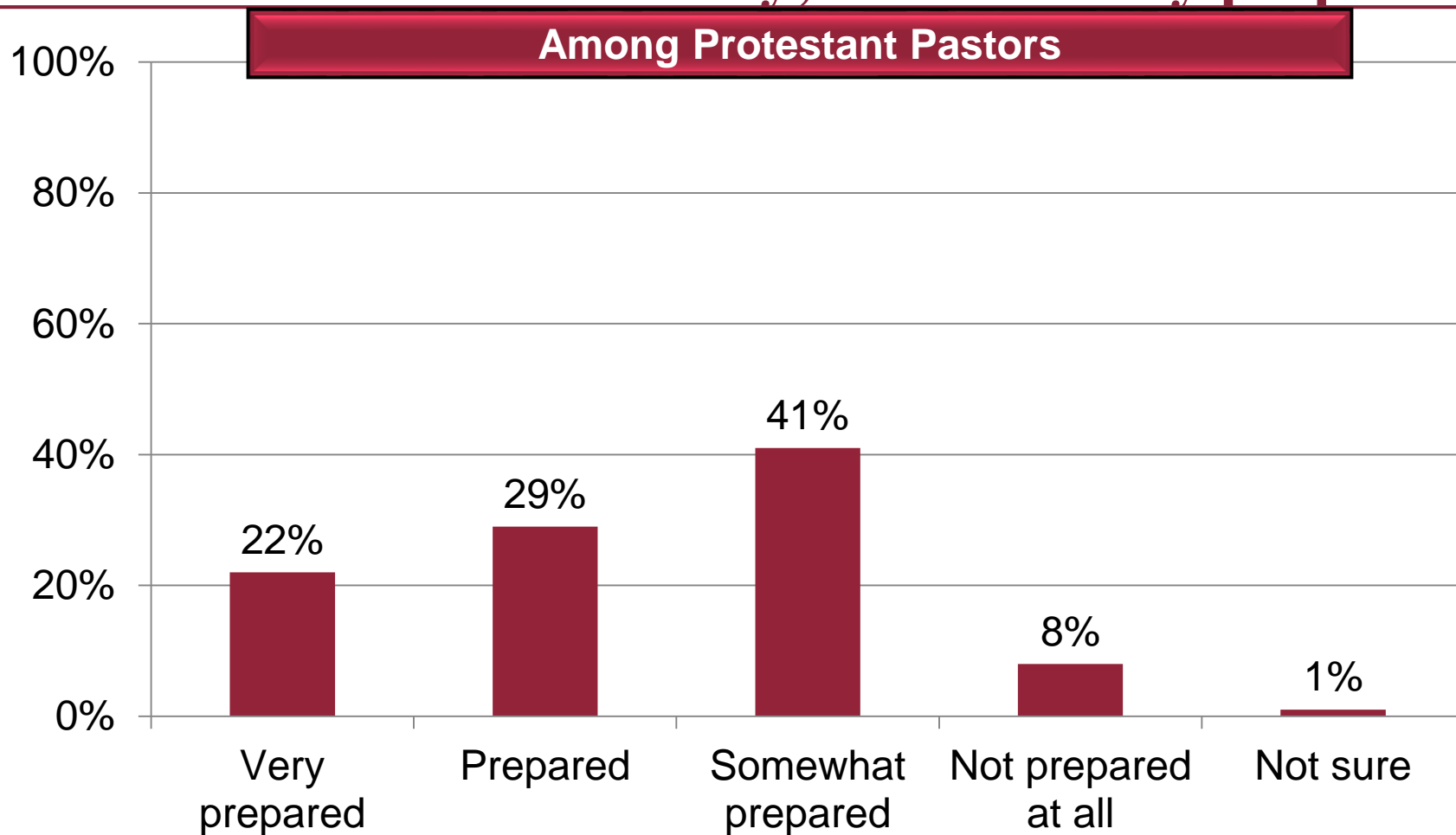
4 in 10 pastors say none but 1 in 5 say 5%+ of their church's attendees have a family member currently incarcerated



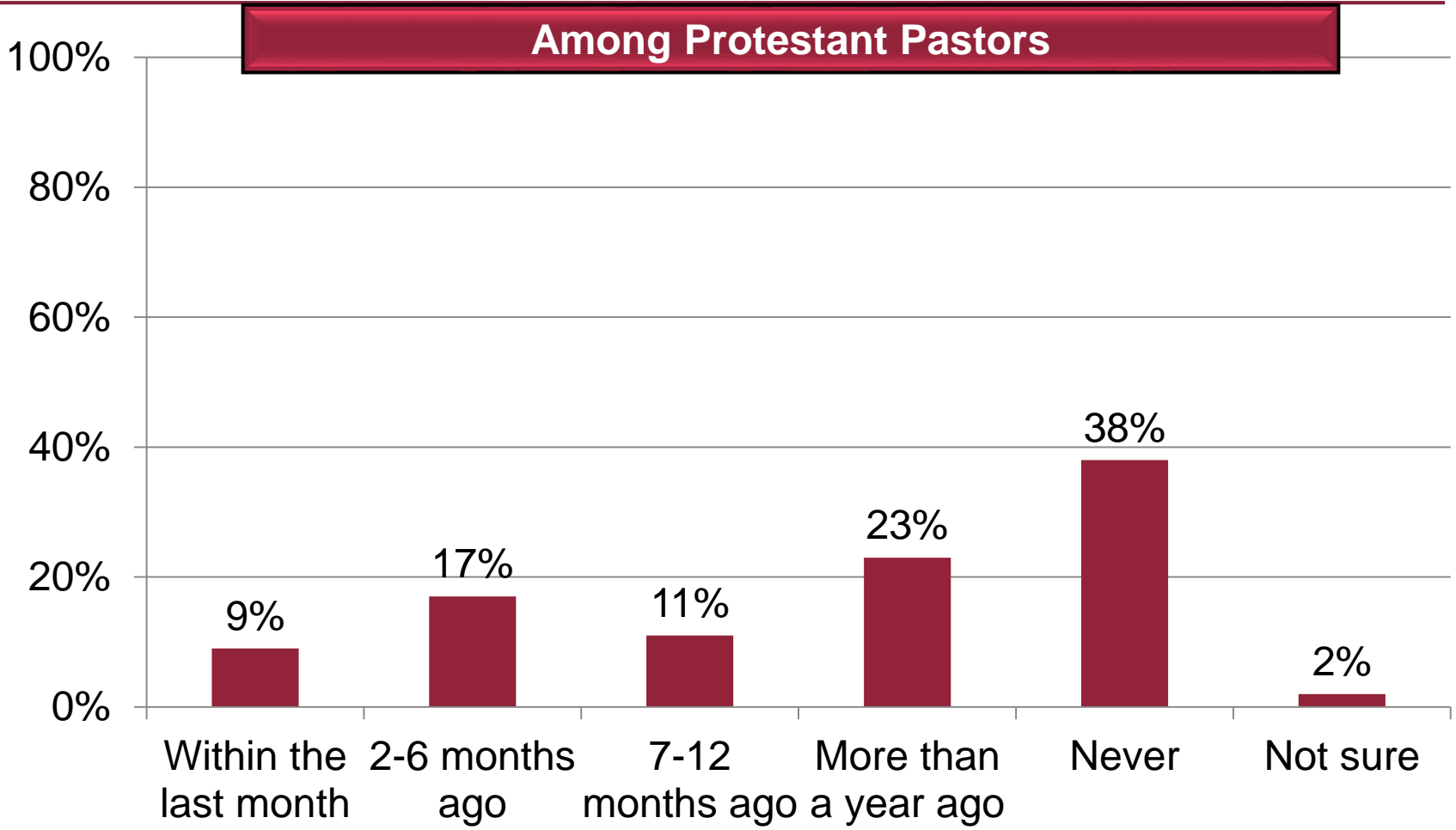
7 out of 10 pastors say that at least one person that attends their church has been previously incarcerated



92% of pastors say they are at least somewhat prepared to minister to church attendees if they are sent to a correctional facility; 22% are very prepared

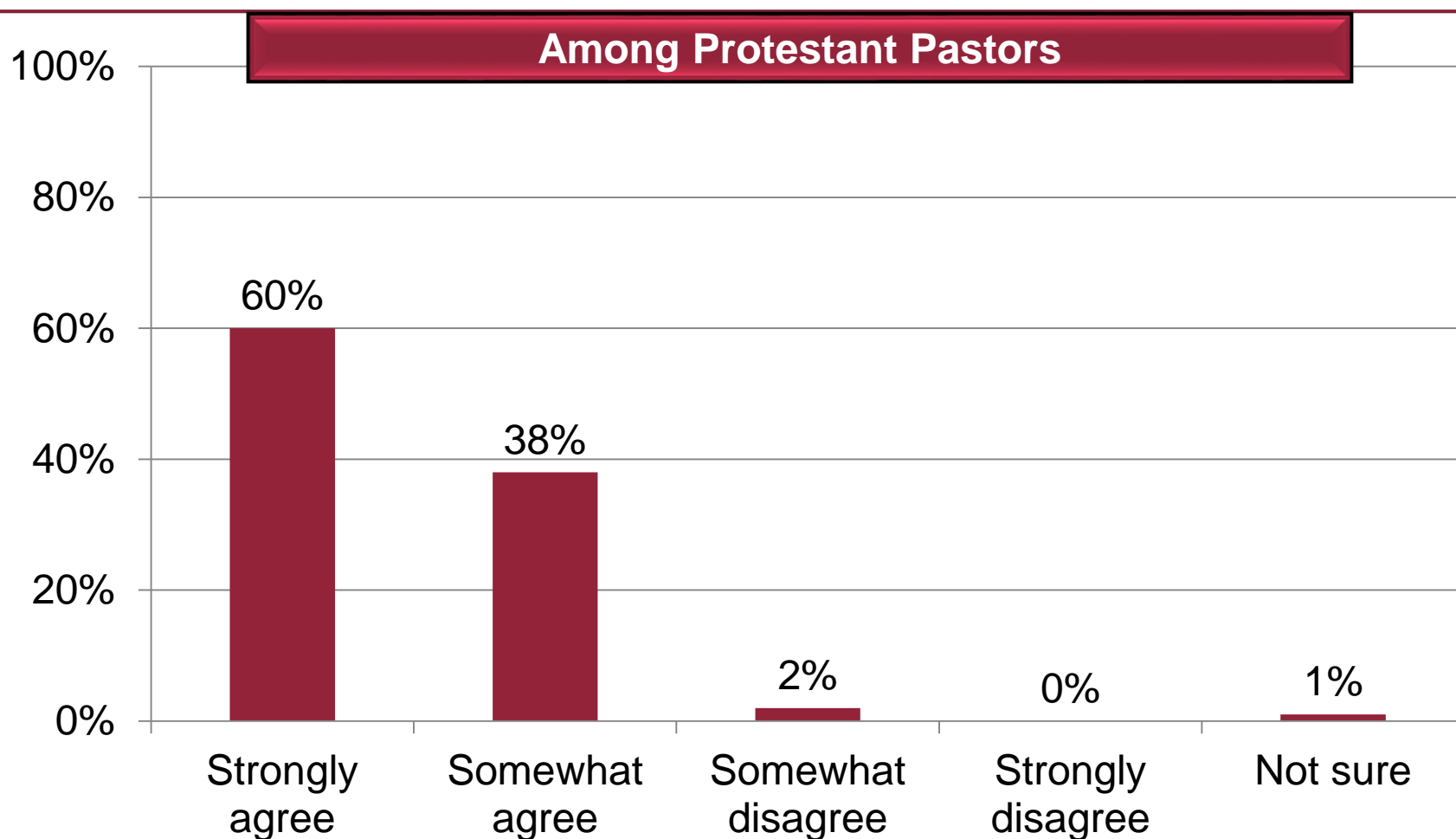


Almost 4 in 10 pastors say they have never addressed the growing correctional facility population in a sermon

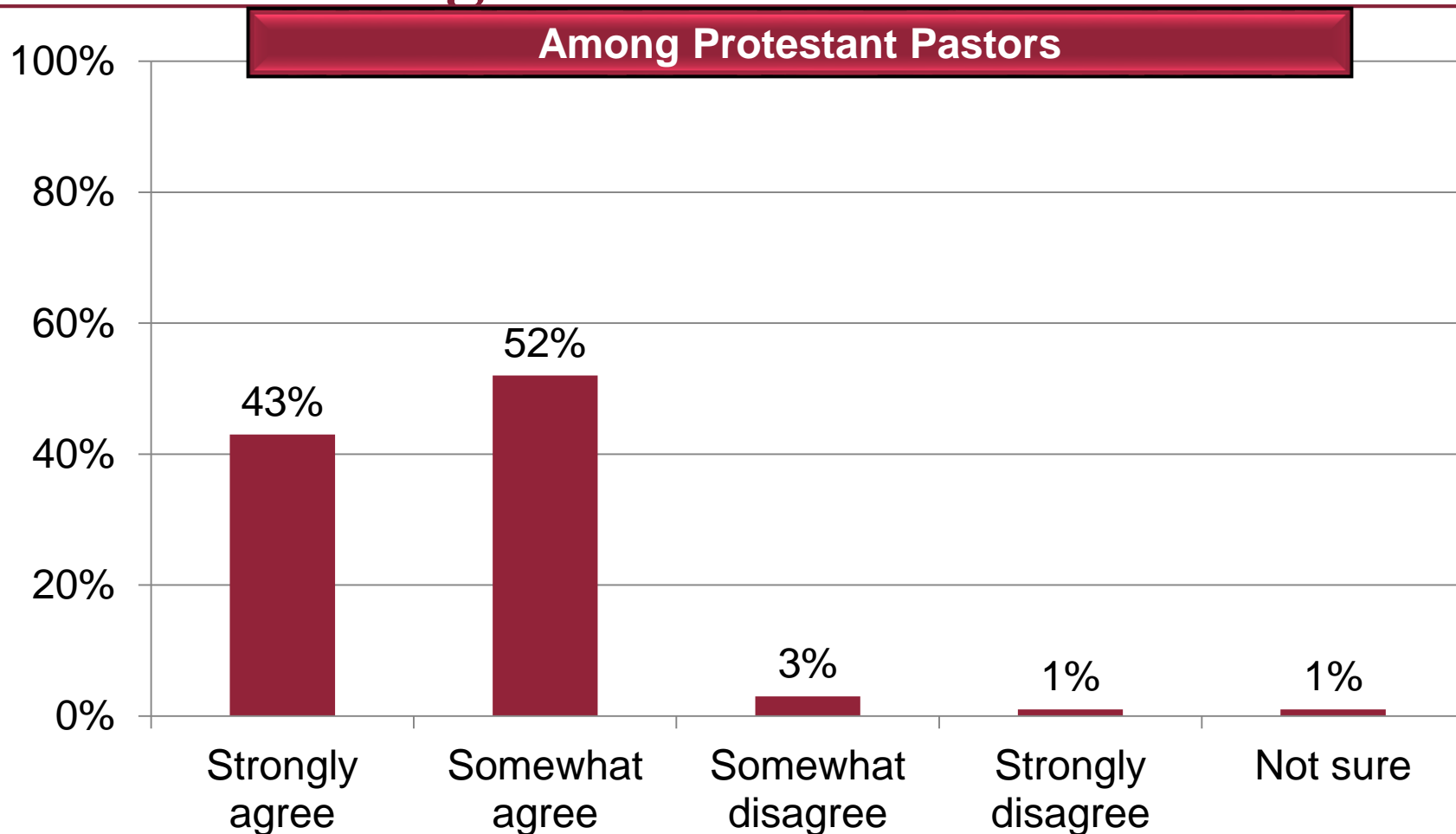


Q7: "When was the last time you addressed in a sermon the rapid growth in recent decades of America's correctional facility population?"

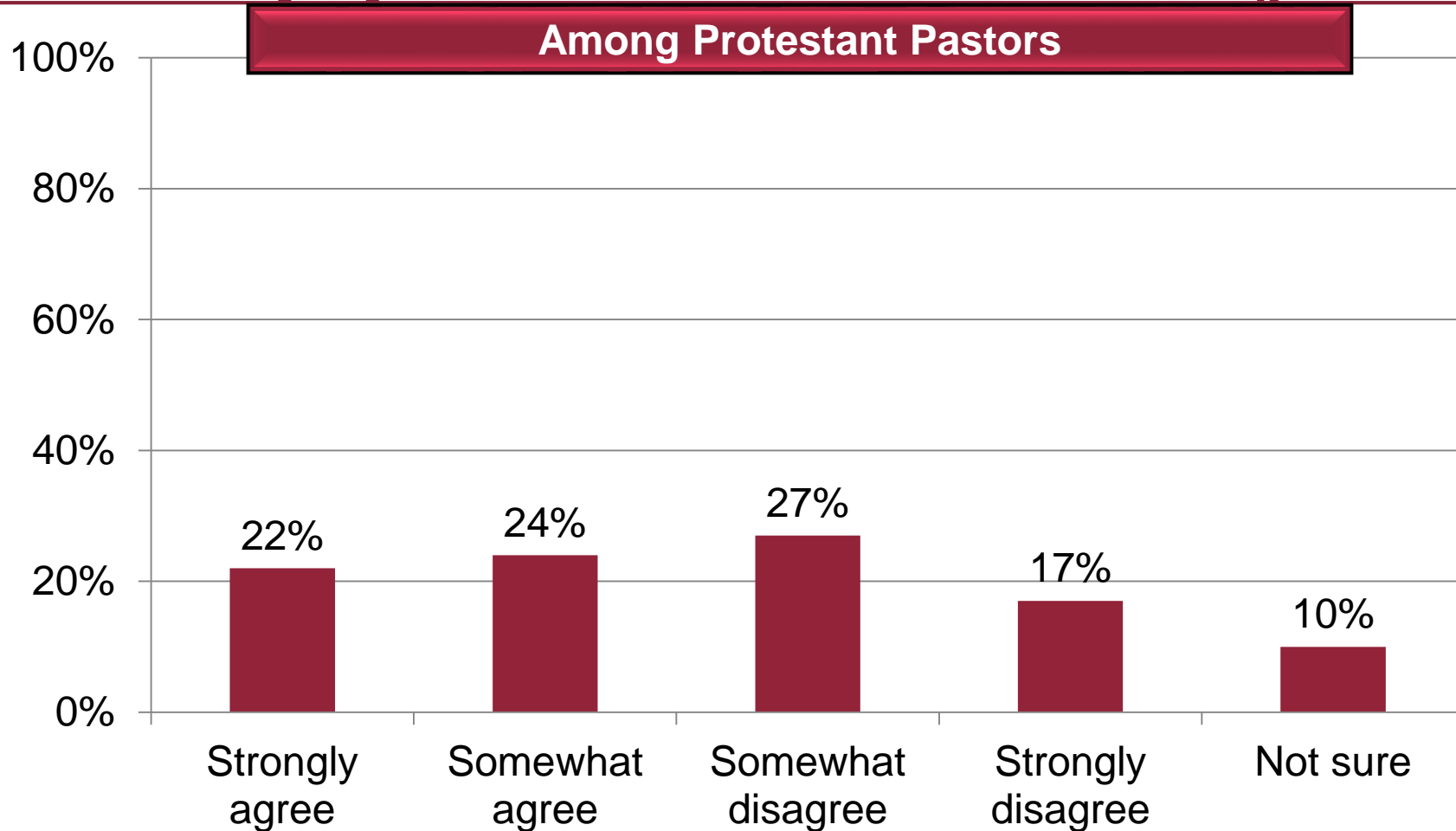
97% agree that churches should care for families of the incarcerated



95% agree that churches should provide resources and support for youth and adults leaving correctional facilities

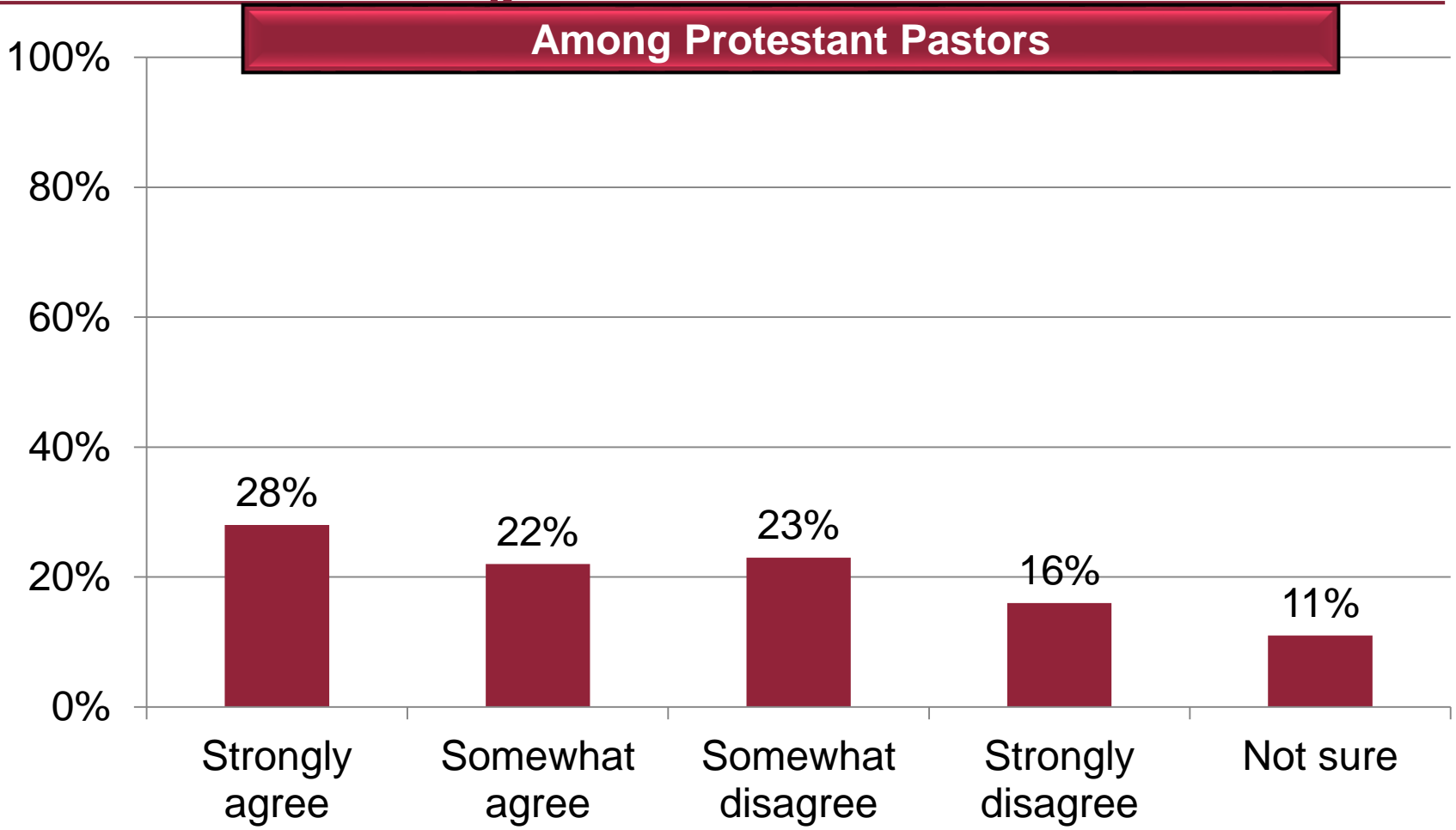


46% agree that the rapid growth of the inmate population in America is unjust



Q10: "The rapid growth in recent decades of the inmate population in America is unjust."

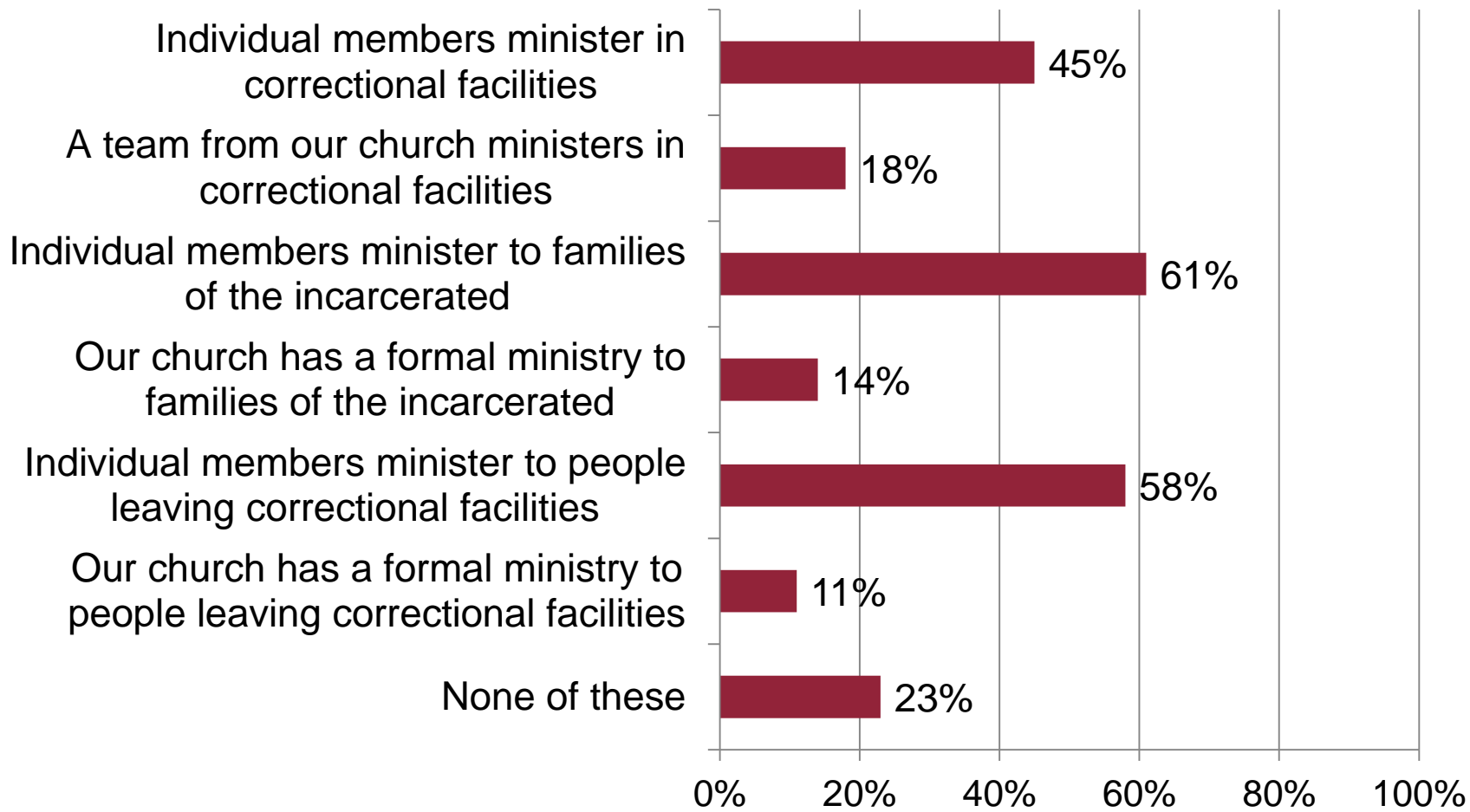
Half agree that the racial disparity within the inmate population in America is unjust



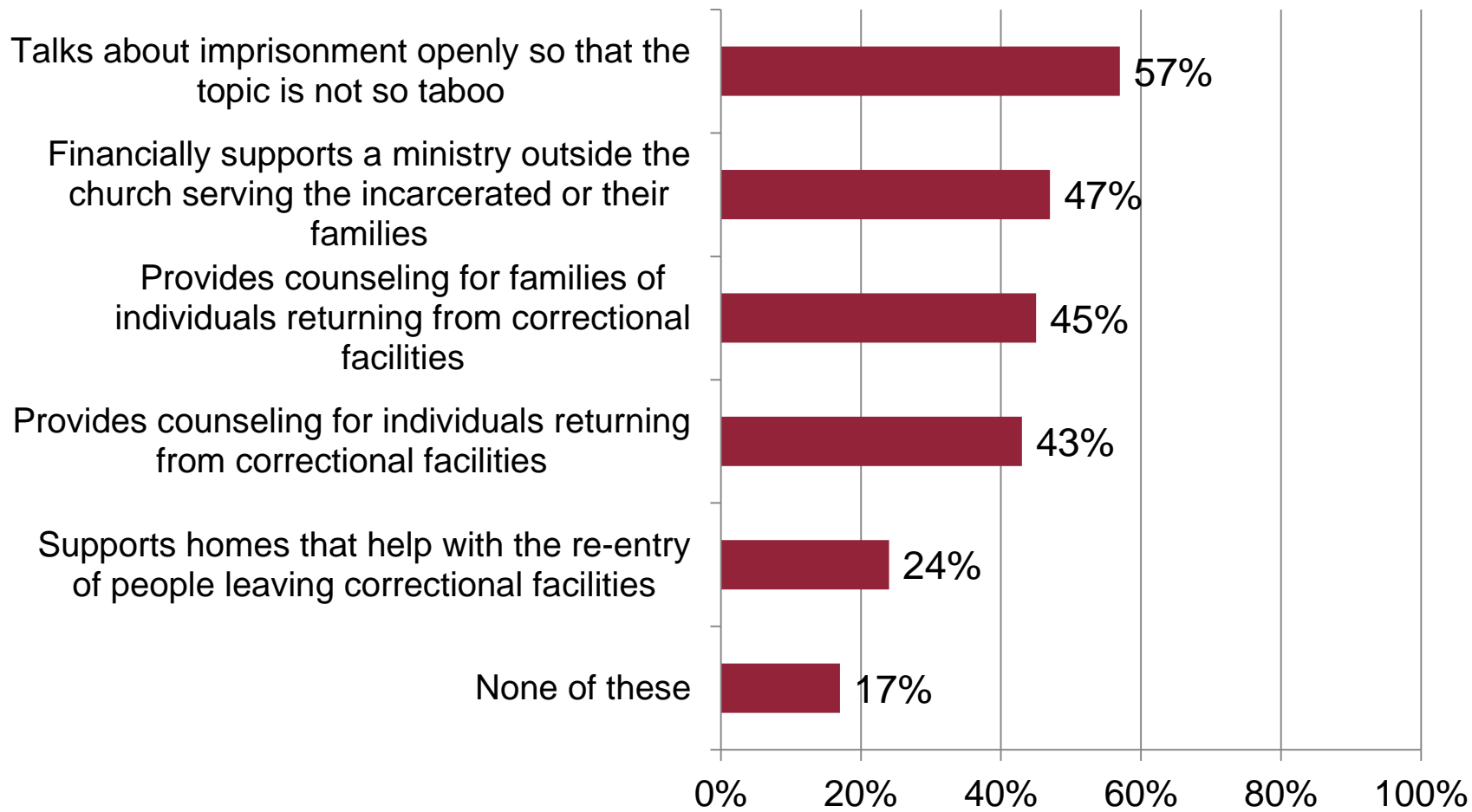
Q11: "The racial disparity within the inmate population in America is unjust."



“Which, if any, of the following ongoing activities does your church have?”

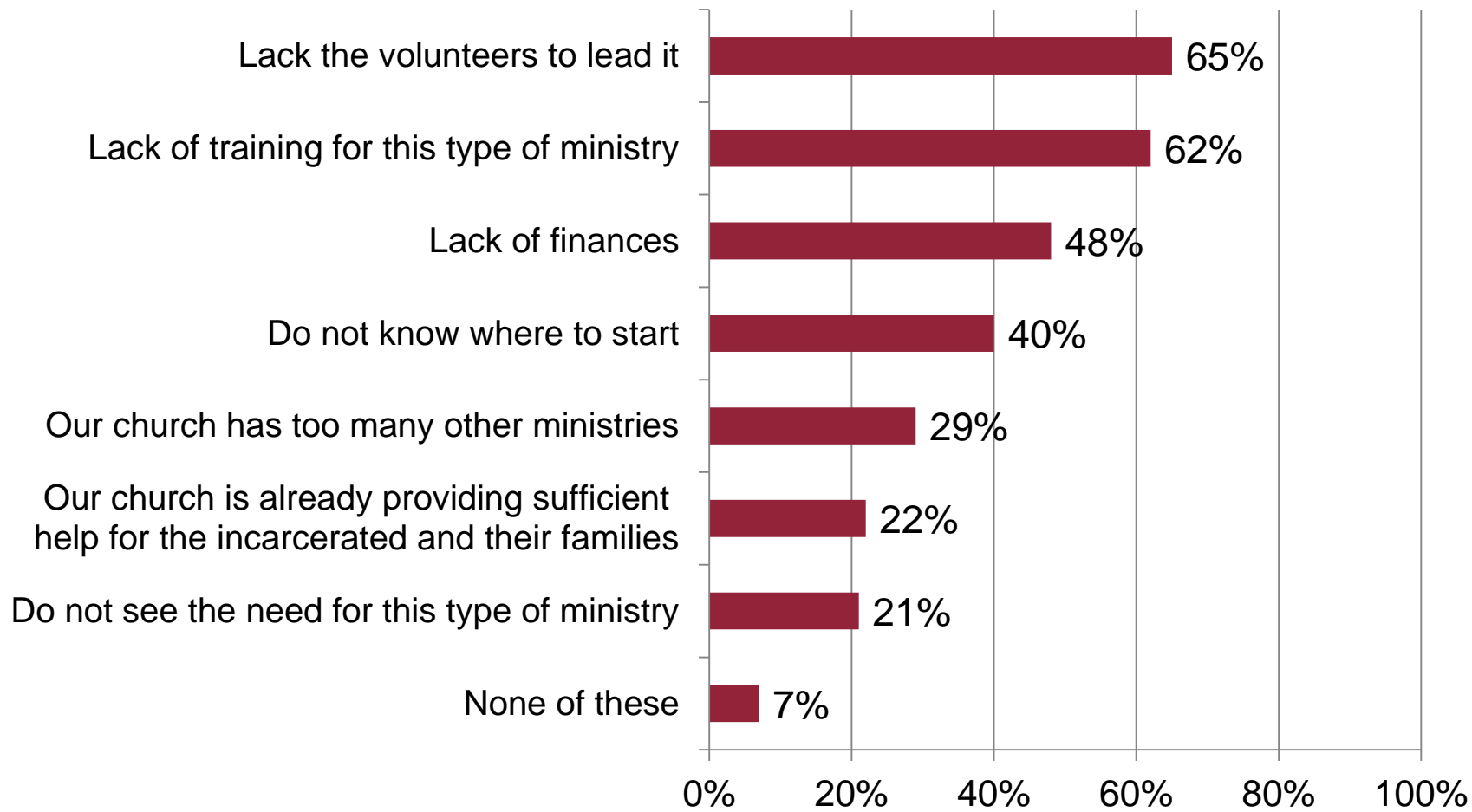


“In which, if any, of the following activities is your church currently involved?”

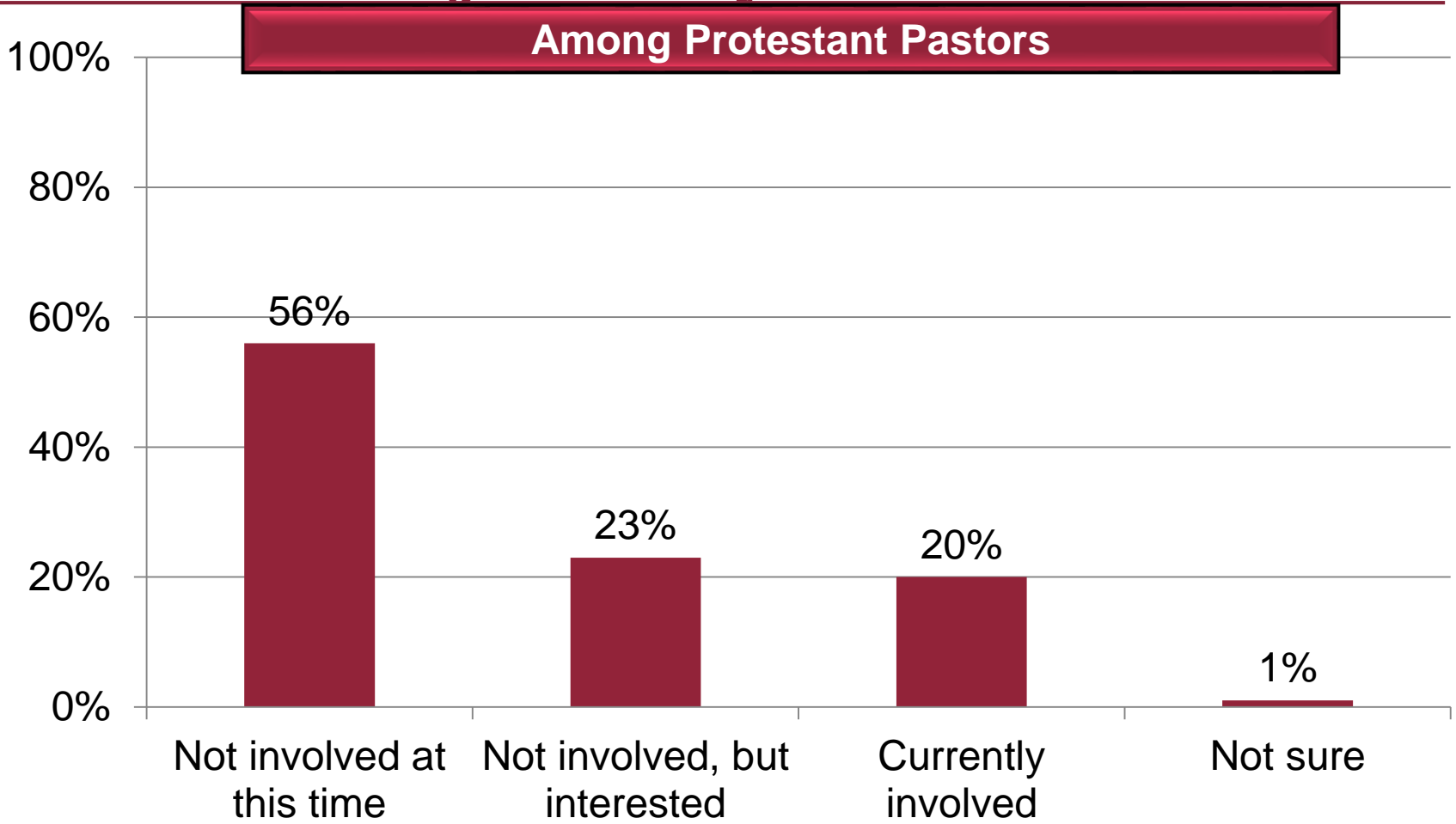


Q13: “In which, if any, of the following activities is your church currently involved? (Select all that apply)”

“Which of the following are barriers to your church helping the incarcerated and their families more?”



20% say their congregation is involved in advocacy efforts on issues related to the criminal justice system



Q15: "How involved is your congregation in advocacy efforts on issues related to the criminal justice system including increasing public awareness, influencing policies, or actively addressing underlying causes of the issues? (Select One)"



Significant Differences

Pastor

Ethnicity

Age

Education Level

Self-identified Evangelical/Mainline

Church

Region

Denomination

Average Attendance

Largest Ethnic Group

Significant Statistical Differences

- Comparisons were made to determine if there are any significant statistical differences among the church's attendance and region, the pastor's age and ethnicity, and the church's largest ethnic group.

Attendance	Region	Age	Pastor's Ethnicity	Church's Largest Ethnic Group
0-49	Northeast	18-44	White	White
50-99	Midwest	45-54	African American	African American
100-249	South	55-64	Other Ethnicities	Other Ethnicities
250+	West	65+		

Note: Region is defined by US Census regions

Significant Statistical Differences

- Comparisons were also made to determine if there are any significant statistical differences among the self-identified Evangelical or Mainline, denomination, and education level.

Self-Identify	Denomination	Education Level
Evangelical	Baptist	No College Degree
Mainline	Christian/Church of Christ	Bachelor's Degree
	Lutheran	Master's Degree
	Methodist	Doctoral Degree
	Pentecostal	
	Presbyterian/ Reformed	

Have you personally ever visited a correctional facility?

- Pastors of churches with attendance of 100-249 (88%) and 250+ (87%) are more likely to select “Yes” than those with attendance of 0-49 (77%)
- Pastors age 18-44 are the least likely to select “Yes” (73%)
- Pentecostals (92%) are more likely to select “Yes” than Lutherans (80%), Methodists (81%), and Presbyterian/Reformed (80%)
- Pastors with a Doctoral degree (89%) are more likely to select “Yes” than those with a Bachelor’s (80%) or a Master’s (82%)

In the past three years, how many of your church's attendees have been sent to a correctional facility?

- Pastors of churches with attendance of 0-49 are the most likely to answer “0” (67%); those with attendance of 250+ are the most likely to answer “10 or more” (17%), followed by those with attendance 100-249 (7%)
- Pastors in the Northeast (59%) are more likely to answer “0” than those in the South (47%)
- Pastors age 55-64 (57%) and 65+ (56%) are more likely to answer “0” than those 18-44 (42%) and 45-54 (42%)
- Pastors of Other Ethnicities are the most likely to answer “10 or more” (18%)
- Pastors of churches with Other Ethnicities as the largest ethnic group are the most likely to answer “10 or more” (14%)
- Mainline pastors (56%) are more likely to answer “0” than Evangelical pastors (46%)
- Presbyterian/Reformed (63%) are more likely to answer “0” than Baptists (45%) and Christian/Church of Christ (44%)

About what percentage of your church's attendees would you estimate have a family member currently incarcerated?

- All comparisons on attendance are significantly different in the percentage answering "0%": 59% 0-49, 49% 50-99, 30% 100-249, 18% 250+
- Those with attendance 250+ (15%) are more likely to answer "10% or more" than those with attendance 0-49 (6%)
- Pastors age 65+ are the most likely to answer "0%" (54%)
- Those 18-44 (15%) and 45-54 (16%) are more likely to answer "10% or more" than those 55-64 (5%) and 65+ (4%)
- African American pastors are the least likely to answer "0%" (18%) and the most likely to answer "10% or more" (29%)
- Pastors of churches with White as the largest ethnic group (43%) are more likely to answer "0%" than pastors of churches with African American as the largest ethnic group (21%)
- Pastors of churches with White as the largest ethnic group are the least likely to answer "10% or more" (8%)

About what percentage of your church's attendees would you estimate have a family member currently incarcerated? (cont.)

- Lutherans (54%) and Presbyterian/Reformed (51%) are more likely to answer "0%" than Baptists (35%), Methodists (33%), and Pentecostals (28%)
- Lutherans (<1%) are least likely to answer "10% or more"
- Pastors with a Doctoral degree (47%) are more likely to answer "0%" than those with a Bachelor's (35%)
- Pastors with a Bachelor's degree (14%) are more likely to answer "10% or more" than those with a Master's (8%)

About how many people attend your church who were previously incarcerated?

- All comparisons on attendance are significantly different in the percentage answering “0%”: 48% 0-49, 37% 50-99, 22% 100-249, 12% 250+
- Pastors of churches with attendance of 250+ are the most likely to answer “10 or more” (32%), followed by those with attendance 100-249 (7%)
- Pastors in the West are the least likely to answer “0” (22%)
- Pastors age 44-54 (10%) are more likely to answer “10 or more” than those 65+ (4%)

About how many people attend your church who were previously incarcerated? (cont.)

- Pastors of Other Ethnicities (15%) are more likely to answer “10 or more” than White pastors (7%)
- Pastors of churches with White as the largest ethnic group (33%) are more likely to answer “0” than those with African American as largest ethnic group (19%)
- Pastors of churches with White as the largest ethnic group are least likely to answer “10 or more“ (7%)
- Presbyterian/Reformed (44%) are more likely to answer “0” than Baptists (27%), Christian/Church of Christ (25%), and Pentecostals (26%)

How prepared are you to minister to church attendees if they are sent to a correctional facility?

- Pastors of churches with attendance of 250+ (28%) are more likely to select “Very prepared” than those with attendance of 50-99 (20%)
- Pastors of churches with attendance of 50-99 (10%) and 100-249 (9%) are more likely to select “Not prepared at all” than those with attendance of 250+ (2%)
- Pastors age 18-44 are the least likely to than select “Very prepared” (14%)
- African American pastors are the most likely to select “Very prepared” (43%)
- Pastors of churches with African American as the largest ethnic group are the most likely to select “Very prepared” (39%)
- Pastors of churches with Other Ethnicities as the largest ethnic group are the most likely to select “Not prepared at all” (23%)

How prepared are you to minister to church attendees if they are sent to a correctional facility? (cont.)

- Christian/Church of Christ (31%) are more likely to select “Very prepared” than Baptists (20%), Methodists (18%), and Presbyterian/Reformed (16%)
- Pentecostals (29%) are more likely to select “Very prepared” than Presbyterian/Reformed (16%)
- Pastors with a Doctoral degree (32%) are more likely to select “Very prepared” than those with a Bachelor’s (19%) or a Master’s (20%)

When was the last time you addressed in a sermon the rapid growth in recent decades of America's correctional facility population?

- Pastors of churches with attendance of 250+ (13%) are more likely to select "Within the last month" than those with attendance of 0-49 (6%)
- Pastors of churches with attendance of 0-49 (45%) are more likely to select "Never" than those with attendance of 100-249 (34%) and 250+ (26%)
- Pastors of churches with attendance of 50-99 (41%) are more likely to select "Never" than those with attendance of 250+ (26%)
- Pastors in the Midwest (41%) and West (43%) are more likely to select "Never" than those South (33%)
- Pastors age 18-44 are the most likely to select "Never" (47%)
- African American pastors are the most likely to select "Within the last month" (32%)
- Pastors of Other Ethnicities (17%) are more likely to select "Within the last month" than White Pastors (7%)
- White pastors are the most likely to select "Never" (41%)
- Pastors of Other Ethnicities (28%) are more likely to select "Never" than African American pastors (6%)

When was the last time you addressed in a sermon the rapid growth in recent decades of America's correctional facility population?

- Pastors of churches with White as the largest ethnic group are the least likely to select "Within the last month" (7%)
- Pastors of churches with White as the largest ethnic group (41%) are more likely to select "Never" than pastors of churches with African American as the largest ethnic group (16%)
- Methodists (16%) are more likely to select "Within the last month" than Christian/Church of Christ (2%), Lutherans (6%), and Presbyterian/Reformed (5%)
- Baptists (35%), Christian/Church of Christ (45%), Lutherans (52%), and Presbyterian/Reformed (39%) are more likely to select "Never" than Pentecostals (24%)
- Pastors with a Master's (40%) are more likely to select "Never" than those with a Doctoral degree (31%)

Local churches have a responsibility in their local communities to care for families of the incarcerated.

- Pastors age 65+ are the least likely to Agree (94%)
- Methodists (>99%) are more likely to Agree than Baptists (95%)

Local churches have a responsibility to provide resources and support for youth and adults leaving correctional facilities.

- Pastors age 18-44 (96%) are more likely to Agree than those 65+ (91%)
- Methodists (99%) and Presbyterian/Reformed (99%) are more likely to Agree than Baptists (92%) and Christian/Church of Christ (89%)

The rapid growth in recent decades of the inmate population in America is unjust.

- Pastors of churches with attendance of 0-49 (52%) are more likely to Agree than those with attendance of 250+ (38%)
- Pastors in the West (49%) are more likely to Disagree than those in the Northeast (37%)
- African American pastors are the most likely to Agree (78%)
- Pastors of churches with African American as the largest ethnic group are the most likely to Agree (78%)
- Mainline pastors (61%) are more likely to Agree than Evangelical pastors (36%)
- Methodists (67%) and Presbyterian/Reformed (72%) are more likely to Agree than Baptists (31%), Christian/Church of Christ (39%), Lutherans (45%), and Pentecostals (34%)
- Pastors with a Master's (51%) or a Doctoral degree (50%) are more likely to Agree than those with no college degree (37%) or a Bachelor's degree (31%)

The racial disparity within the inmate population in America is unjust.

- Pastors in the Midwest (42%) and West (46%) are more likely to Disagree than those in Northeast (29%)
- African American pastors are the most likely to Agree (88%)
- Pastors of churches with African American as the largest ethnic group are the most likely to Agree (88%)
- Mainline pastors (66%) are more likely to Agree than Evangelical pastors (41%)
- Methodists (73%) and Presbyterian/Reformed (75%) are more likely to Agree than Baptists (34%), Christian/Church of Christ (40%), Lutherans (56%), and Pentecostals (43%)
- Pastors with a Master's (57%) or a Doctoral degree (54%) are more likely to Agree than those with no college degree (35%) or a Bachelor's degree (33%)

Which, if any, of the following ongoing activities does your church have?

Individual members of our church minister in correctional facilities

- All comparisons on attendance are significantly different in the percentage selecting: 25% 0-49, 35% 50-99, 53% 100-249, 80% 250+
- Pastors in the South (50%) are more likely to select than those in the Northeast (37%) and Midwest (39%)
- Pastors age 45-54 (51%) are more likely to select than those 55-64 (41%) and 65+ (40%)
- Evangelical pastors (48%) are more likely to select than Mainline pastors (40%)
- Presbyterian/Reformed are the least likely to select (26%)
- Pentecostals (54%) are more likely to select than Lutherans (39%)

Which, if any, of the following ongoing activities does your church have? (continued)

A team from our church ministers in correctional facilities

- Pastors of churches with attendance of 250+ (53%) are the most likely to select, followed by those with attendance 100-249 (20%)
- White pastors are the least likely to select (17%)
- Pastors of churches with African American as the largest ethnic group (28%) are more likely to select than those with White as largest ethnic group (17%)
- Christian/Church of Christ (24%), Methodists (22%), and Pentecostals (25%) are more likely to select than Lutherans (12%) and Presbyterian/Reformed (6%)

Which, if any, of the following ongoing activities does your church have? (continued)

Individual members minister to families of the incarcerated

- Pastors of churches with attendance of 100-249 (68%) and 250+ (73%) are more likely to select than those with attendance 0-49 (46%) and 50-99 (57%)
- African American pastors are the most likely to select (77%)
- Pastors of churches with African American as the largest ethnic group (71%) are more likely to select than those with White as largest ethnic group (60%)
- Evangelical pastors (67%) are more likely to select than Mainline pastors (57%)
- Baptists (66%) and Pentecostals (66%) are more likely to select than Lutherans (51%) and Presbyterian/Reformed (50%)

Which, if any, of the following ongoing activities does your church have? (continued)

Our church has a formal ministry to families of the incarcerated

- Pastors of churches with attendance of 100-249 (17%) and 250+ (24%) are more likely to select than those with attendance 0-49 (10%) and 50-99 (9%)
- Pastors in the South (15%) and West (17%) are more likely to select than those in the Northeast (8%)
- African American pastors are the most likely to select (35%)
- Pastors of churches with White as the largest ethnic group are the least likely to select (12%)
- Pentecostals are the most likely to select (25%)
- Pastors with a Doctoral degree (19%) are more likely to select than those with a Master's (12%)

Which, if any, of the following ongoing activities does your church have? (continued)

Individual members minister to people leaving correctional facilities

- All comparisons on attendance are significantly different in the percentage selecting: 42% 0-49, 51% 50-99, 67% 100-249, 78% 250+
- Pastors in the South (62%) are more likely to select than those in the Midwest (52%)
- Pastors age 45-54 (63%) are more likely to select than those 65+ (53%)
- Evangelical pastors (63%) are more likely to select than Mainline pastors (54%)
- Baptists (61%), Christian/Church of Christ (61%), Methodists (59%), and Pentecostals (68%) are more likely to select than Presbyterian/Reformed (44%)
- Pastors with a Master's degree (60%) are more likely to than those with no college degree (49%)

Which, if any, of the following ongoing activities does your church have? (continued)

Our church has a formal ministry to people leaving correctional facilities

- Pastors of churches with attendance of 250+ are the most likely to select (22%)
- White pastors are the least likely to select (9%)
- Pastors of churches with White as the largest ethnic group are the least likely to select (9%)
- Pentecostals (20%) are more likely to select than Lutherans (5%), Methodists (6%), and Presbyterian/Reformed (7%)

In which, if any, of the following activities is your church currently involved?

Supports homes that help with the re-entry of people leaving correctional facilities

- Christian/Church of Christ (31%) and Pentecostals (35%) are more likely to select than Presbyterian/Reformed (16%)
- Pastors with a Bachelor's (28%) or a Doctoral degree (28%) are more likely to select than those with no college degree (17%)

Talks about imprisonment openly so that the topic is not so taboo

- Pastors of churches with attendance of 250+ (65%) are more likely to select than those 0-49 (53%) and 50-99 (51%)
- Pastors in the Northeast (66%) are more likely to select than those in the Midwest (52%)
- Pastors age 45-54 (60%) and 55-64 (61%) are more likely to than those 18-44 (49%)
- African American pastors are the most likely to select (74%)
- Pastors of churches with African American as the largest ethnic group (71%) are more likely to select than those with White as largest ethnic group (55%)

In which, if any, of the following activities is your church currently involved? (continued)

Financially supports a ministry outside the church serving the incarcerated or their families

- Pastors of churches with attendance of 0-49 are the least likely to select (35%)
- Pastors of churches with attendance of 250+ (60%) are more likely to select than those with attendance 50-99 (46%)
- Pastors age 18-44 (53%) and 45-54 (55%) are more likely to select than those 55-64 (43%) and 65+ (40%)
- Pastors with a Master's (50%) or a Doctoral degree (52%) are more likely to select than those with no college degree (38%)

In which, if any, of the following activities is your church currently involved? (continued)

Provides counseling for individuals returning from correctional facilities

- Pastors of churches with attendance of 250+ (60%) are the most likely to select, followed by those with attendance 100-249 (47%)
- White pastors are the least likely to select (40%)
- Pastors of churches with White as the largest ethnic group are the least likely to select (40%)
- Evangelical pastors (48%) are more likely to select than Mainline pastors (36%)
- Baptists (46%), Christian/Church of Christ (50%), Lutherans (43%), and Pentecostals (59%) are more likely to select than Methodists (29%) and Presbyterian/Reformed (24%)
- Pastors with a Doctoral degree (53%) are more likely to than those with a Bachelor's (41%) or a Master's (41%)

In which, if any, of the following activities is your church currently involved? (continued)

Provides counseling for families of individuals returning from correctional facilities

- Pastors of churches with attendance of 250+ (62%) are the most likely to select, followed by those with attendance 100-249 (50%)
- Pastors in the West (49%) are more likely to select than those in the Northeast (37%)
- White pastors are the least likely to select (43%)
- Pastors of churches with African American as the largest ethnic group (56%) are more likely to select than those with White as largest ethnic group (43%)
- Evangelical pastors (50%) are more likely to select than Mainline pastors (41%)
- Baptists (49%), Christian/Church of Christ (48%), Lutherans (44%), and Pentecostals (58%) are more likely to select than Presbyterian/Reformed (26%)
- Pastors with a Doctoral degree (54%) are more likely to than those with no college degree (40%) or a Master's (44%)

Which of the following are barriers to your church helping the incarcerated and their families more?

Do not see the need for this type of ministry

- Pastors in the Midwest (27%) are more likely to select than those in the South (19%) and West (16%)
- Lutherans (27%) and Presbyterian/Reformed (25%) are more likely to select than Methodists (14%)

Lack the volunteers to lead it

- Pastors in the South (68%) are more likely to select than those in the West (59%)
- Pastors age 18-44 (70%) and 55-64 (66%) are more likely to select than those 65+ (57%)
- Pentecostals (74%) and Presbyterian/Reformed (73%) are more likely to select than Baptists (61%)
- Pastors with a Bachelor's (71%) or a Master's (65%) are more likely to than those with a Doctoral degree (55%)

Which of the following are barriers to your church helping the incarcerated and their families more? (continued)

Lack of finances

- Pastors of churches with attendance of 0-49 (54%) and 50-99 (55%) are more likely to select than those with attendance 100-249 (42%) and 250+ (32%)
- African American pastors are the most likely to select (70%)
- Pastors of churches with White as the largest ethnic group are the least likely to select (44%)
- Pentecostals (60%) are more likely to select than Lutherans (41%)
- Pastors with no college degree (54%) or a Bachelor's (53%) are more likely to select than those with a Doctoral degree (41%)

Which of the following are barriers to your church helping the incarcerated and their families more? (continued)

Lack of training for this type of ministry

- Pastors in the South (68%) are more likely to select than those in the Northeast (49%) and West (58%)
- Pastors age 65+ are the least likely to select (52%)
- African American pastors are the most likely to select (73%)
- Pastors of churches with African American as the largest ethnic group (73%) are more likely to select than those with White as largest ethnic group (61%)
- Pastors with a Bachelor's (66%) or a Master's (63%) are more likely to select than those with a Doctoral degree (52%)

Which of the following are barriers to your church helping the incarcerated and their families more? (continued)

Do not know where to start

- Pastors in the South (45%) are more likely to select than those in the Northeast (33%)
- Pastors age 18-44 (47%) are more likely to select than those 55-64 (38%) and 65+ (33%)
- White pastors (42%) are more likely to select than pastors of Other Ethnicities (29%)
- Presbyterian/Reformed (56%) are more likely to select than Baptists (41%), Christian/Church of Christ (36%), Lutherans (36%), and Methodists (41%)

Which of the following are barriers to your church helping the incarcerated and their families more? (continued)

Our church is already providing sufficient help for the incarcerated and their families

- Pastors of churches with attendance of 250+ are the most likely to select (33%)
- Pastors in the West (26%) are more likely to select than pastors in the South (19%)
- Pastors age 55-64 (25%) and 65+ (28%) are more likely to select than those 18-44 (18%) and 45-54 (16%)
- Evangelical pastors (24%) are more likely to select than Mainline pastors (15%)
- Baptists (24%) and Christian/Church of Christ (28%) are more likely to select than Presbyterian/Reformed (14%)

Which of the following are barriers to your church helping the incarcerated and their families more? (continued)

Our church has too many other ministries

- Pastors age 18-44 (33%) and 55-64 (31%) are more likely to select than those 65+ (21%)
- White pastors (30%) are more likely to select than African American pastors (16%)
- Pastors of churches with White as the largest ethnic group (30%) are more likely to than those with African American as largest ethnic group (19%)
- Christian/Church of Christ (38%) and Presbyterian/Reformed (39%) are more likely to select than Baptists (24%) and Lutherans (25%)
- Pastors with a Master's (33%) are more likely to than those with a Doctoral degree (21%)

How involved is your congregation in advocacy efforts on issues related to the criminal justice system including increasing public awareness, influencing policies, or actively addressing underlying causes of the issues?

- Pastors of churches with attendance of 100-249 (24%) and 250+ (24%) are more likely to select “Currently involved” than those with attendance of 0-49 (15%)
- Pastors age 18-44 (60%) and 65+ (62%) are more likely to select “Not involved at this time” than those 45-54 (51%)
- African American pastors (42%) and pastors of Other Ethnicities (36%) are more likely to select “Currently involved” than White pastors (16%)
- Pastors of churches with White as the largest ethnic group are the least likely to select “Currently involved” (17%)
- Baptists (57%), Lutherans (61%), and Presbyterian/Reformed (59%) are more likely to select “Not involved at this time” than Methodists (45%)
- Pastors with a Doctoral degree are the most likely to select “Currently involved” (29%)

Pastor Views on Prison Ministry

Survey of Protestant Pastors